

Analysis of Feedback for the Session of 2016-2017

The process of collecting feedback from the students, parents, Alumni is there in our college. A feedback form including curriculum, teaching-evaluation, co-curricular activities, teaching-learning process & facilities provided by the college is circulated among the students, parents and alumni every year. Those forms are collected and assessed every year.

Feedback Report from the Students: We have collected 600 filled up questionnaires from students of Odd Semester, i.e., I, III & V semester students. Out of these 600 questionnaires we have selected a sample of size 200 randomly and analyzed as follow:

Analysis of Feedback from Students:

PART-A

Period: July'16-Dec'16: (Odd Semester)

Odd Semester			
Qn. No.	Optional Answer No.	Highest choice based Answer out of 200 Students	Percentage
1	a	114	57
2	c	65	32.5
3	c	128	64
4	b	74	37
5	a	123	61.5
6	b	105	52.5
7	a	145	72.5
8	a	144	72
9	a	114	57
10	a	145	72.5
11	b	158	79
12	a	108	54
13	a	154	77
14	a	131	65.5
15	b	104	52
16	a	151	75.5
17	a	100	50
18	a	156	78
19	a	146	73

- 1) 57% of students have chosen this institution for its *good environment*.
- 2) 32.5% of the students obtained below 60% of marks in the last qualifying examination.
- 3) 64% of students have commented that the syllabus taught is interesting.
- 4) According to 37% of students, 75% to 90% of the syllabus is taught in class.
- 5) 61.5% of students opined that the availability of books related to the course is sufficient in the college library.
- 6) In the view of 52.5% of students, teachers prepare well for class.
- 7) 72.5% of students commented that the teachers can communicate effectively.
- 8) 72% of students opined that the teachers encourage students to participate in the class.
- 9) 57% of students commented that the teachers encourage the students to ask questions in the class.
- 10) 72.5% of Students commented that the teachers are very helpful in advising them.
- 11) 79% of students have no complaint against any teacher.
- 12) 54% of the students give their opinion that the Internal Assessment System of evaluation work fairly.
- 13) 77% students are satisfied with the sanitation system of the college.
- 14) 65.55 % of students are satisfied with the drinking water facilities provided by the college authority.
- 15) 52% of students expressed unhappiness about the college canteen.
- 16) 75.5% of students said that the existing evaluation system of external examination is good.
- 17) 50% of students are satisfied with the playground of the college.
- 18) According to 78% of students, teachers encourage them to participate in different activities besides curriculum.
- 19) 73% of students are satisfied with the cleanliness of the class rooms.

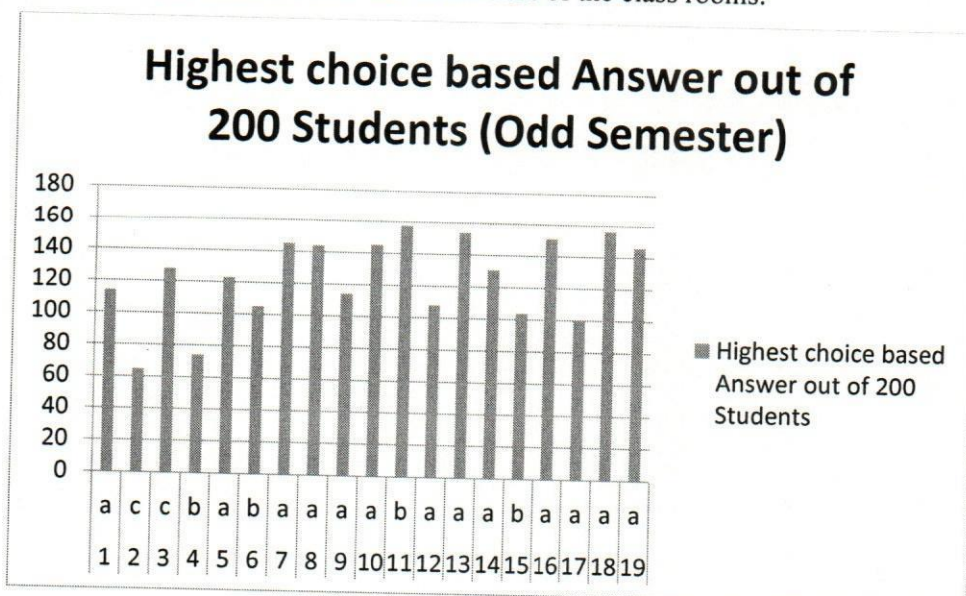


Fig: 1

Analysis of Feedback from Students:

PART-B

Period: Jan'17-June'17: (Even Semester)

Again, we have collected 560 filled in questionnaires from the students of Even Semester i.e., II, IV & VI semester students. Out of these 200 samples were collected randomly and analyzed as follow:

Even Semester			
Qn. No.	Optional Answer No.	Highest choice based Answer out of 200 Students	Percentage
1	a	86	43
2	d	52	26
3	c	62	31
4	a	50	25
5	a	130	65
6	b	100	50
7	a	110	55
8	a	122	61
9	a	84	42
10	a	120	60
11	b	58	29
12	a	94	47
13	a	108	54
14	a	120	60
15	b	104	52
16	a	122	61
17	a	84	42
18	a	110	55
19	a	108	54

- 1) 86% of students have chosen this institution for its *good environment*.
- 2) 26% of the students obtained below 45% of marks in the last qualifying examination.
- 3) 31% of students have commented that the syllabus taught is interesting.
- 4) According to 25% of students, 90% to 100% of the syllabus is taught in class.

- 5) 65% of students opined that the availability of books related to the course is sufficient in the college library.
- 6) In the view of 50% of students, teachers prepare well for class.
- 7) 55% of students commented that the *teachers can communicate effectively*.
- 8) 61% of students opined that the teachers *encourage students to participate* in the class.
- 9) 42% of students commented that the teachers encourage the students to ask questions in the class.
- 10) 60% of Students commented that the teachers are very helpful in advising them.
- 11) 29% of students have no complaint against any teacher.
- 12) 48% of the students give their opinion that the Internal Assessment System of evaluation work fairly.
- 13) 54% students are satisfied with the sanitation system of the college.
- 14) 60 % of students are satisfied with the drinking water facilities provided by the college authority.
- 15) 52% of students expressed unhappiness about the college canteen.
- 16) 65% of students said that the existing evaluation system of external examination is good.
- 17) 32% of students are satisfied with the playground of the college.
- 18) According to 55% of students, teachers encourage them to participate in different activities besides curriculum.
- 19) 54% of students are satisfied with the cleanliness of the class rooms.

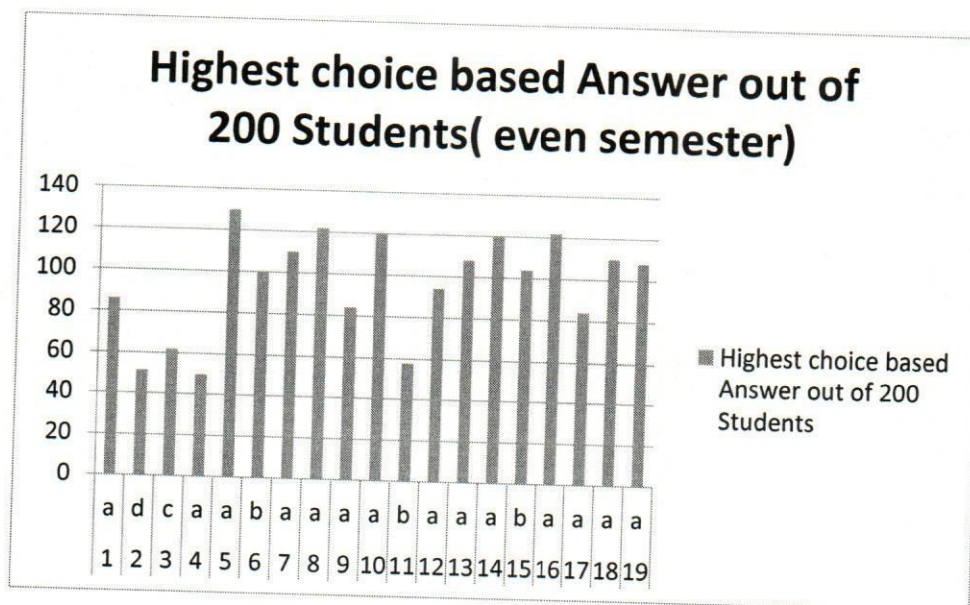



Fig:2

According to the parents, the overall academic atmosphere of the college is satisfactory for them. College library provides sufficient study materials to the students. Relationship between the students and teachers are very good. The parents expressed happiness over the concern shown by the teachers for the students and the overall facilities provided by the authority to the students.

Most of the parents were worried about the changing social environment of the society and were concerned about the regularity of the students in the class. However, the parents expressed satisfaction over the accessibility of the students and parents to the teachers and Principal of the college.



(Achyut Talukdar)

Convener,

Feedback Coordination Committee,
Paschim Guwahati Mahavidyalaya

Date:

Place: Dharapur

Members of the Feedback Coordination Committee:

1. Mr. Achyut Talukdar
Assistant Professor, Dept. of Accountancy
2. Mr. Bhudev Das
Associate Professor, Dept. of Education
3. Nripendra Nath Medhi
Assistant Professor, Dept. of Finance
4. Dr. Hemanta Kalita
Assistant Professor, Dept. of Commerce
5. Ms. Nirmali Borah
Assistant Professor, Dept. of Statistics



Principal

Paschim Guwahati Mahavidyalaya
P.O. Dharapur, Guwahati-17
